

## AquaClose Water Door Closer





### Retail Parts Price List (Jul 01, 2023)

Email: sales@aquaclose.com.au

Phone: 1800 812 292

www.aquaclose.com.au

Product Description	Product Image	Product Code *Please quote this code on all orders	RRP (incl GST)
<b>BUNG</b>  Rubber seal inside bottom of aluminum tube.		<b>CODE 01</b>	<b>\$10.50</b>
<b>END CAP</b>  Plastic dress piece visible at bottom of aluminum closer tube.		<b>CODE 02</b>	<b>\$9.00</b>
<b>3S PULLEY WHEEL</b>  With integral axle.		<b>CODE 03</b>	<b>\$10.50</b>
<b>REPLACEMENT NYLON CORD</b>  Mono-filament nylon line.		<b>CODE 04 A</b>	<b>\$12.00</b>
<b>REPLACEMENT NYLON CORD/WEIGHT HANGER KIT</b>		<b>CODE 04 B</b>	<b>\$22.50</b>
<b>REPLACEMENT NYLON CORD &amp; ANCHOR LUG</b>		<b>CODE 04 C</b>	<b>\$23.50</b>
<b>3S WEIGHT HANGER KIT</b>  Supplied as a kit with attached Nylon Cord		<b>CODE 05</b>	<b>\$10.50</b>

Product Description	Product Image	Product Code *Please quote this code on all orders	RRP (incl GST)
<p><b>3S ANCHOR LUG &amp; NYLON CORD KIT WITH WEIGHT HANGER</b></p> <p>Supplied as a kit. Includes Anchor Lug, Nylon Cord and Weight Hanger</p>		CODE 06	\$33.50
<p><b>3S SPEED CONTROL SLEEVES (Set Of 3)</b></p> <p>(Refer to Tips &amp; Advice section for more information)</p>		CODE 07	\$10.50
<p><b>3S PULLEY BOX &amp; ANCHOR KIT</b></p> <p>With Pulley Wheel and Foam Pad. Supplied as a kit that also includes Nylon Cord and Anchor Lug.</p>		CODE 08	\$37.00
<p><b>3S VALVE ASSEMBLY</b></p> <p>With ball &amp; cage and supplied as a kit that that also includes one set of three Speed Control Sleeves. (not shown. Refer 3S Speed Control Sleeves above)</p>		CODE 09	\$31.50
<p><b>3S BLACK WEIGHT</b></p>		CODE 10	\$30.90
<p><b>3S UPGRADE KIT</b> Comprises: 2 Black Weights, Pulley Box Kit Valve Assembly Kit</p>	<p>The current 3S Door Closer version was released in October 2008. Earlier closers can be identified by white PVC covered weights with a key ring attachment for the nylon cord.</p>	CODE: 12	\$135.00

**Prices are Exclusive of shipping & are subject change without notice.**

## AquaClose Colour Swatch

Item Code	Colour Name	
03.BS	BLACK SATIN	
03.MN	MONUMENT MATT	
03.AN	ANOTEC DARK GREY	
03.BA	BRONZE ANODIZED	
03.BR	HAMMERSLEY BROWN	
03.CA	CLEAR ANODIZED	
03.WH	PEARL WHITE GLOSS	
03.WB	WHITE BIRCH	
03.MG	MAGNOLIA	
03.SB	STONE BEIGE	
03.PB	PAPERBARK	
03.PR	PRIMROSE	
03.DO	DOESKIN	
03.PO	POTTERY	
03.MF	MILL FINISH	

### Tips & Advice

- If the door is latching too strongly/loudly with the standard two weights, always try fitting the Slow valve sleeve (S) to achieve a softer close rather than removing one of the weights.
- The weights are designed to be eased apart sideways. Extra care should be taken not to drop them when handling as the end connections can fracture if impacted. Such damage is not covered by warranty, nor is corrosion of the steel weight resulting from damage to the weight's plastic sheath.
- Guaranteed to close security and screen doors in good condition up to 1.5 x 2.4 metres in size. In the case of glass doors these can vary significantly in weight, and in friction between weather strip and track. Therefore, it is suggested that the closer be clamped to the door (for convenience to the leading stile) and pre-tested prior to final fitment. Inventco cannot warrant performance on glass doors. Advice best taken from your installer.